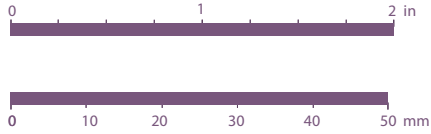


## HOW TO DETERMINE YOUR RING SIZE

Please carefully read all instructions as the measurement may not be accurate if not done properly.

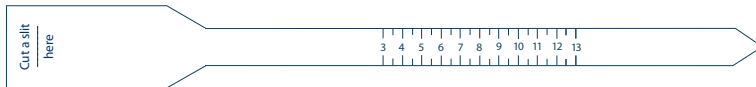
### CONFIRM PRINTED PAPER SIZE



1. PRIOR TO PRINTING, ENSURE THAT PAGE SCALING IS SET TO "NONE" ON YOUR PRINT DIALOG BOX.
2. MEASURE THE BAR ON THE LEFT TO ENSURE IT IS EXACTLY 2 INCHES, OR 50 MM LONG.
3. IF MEASUREMENT IS NOT ACCURATE, CHECK THAT YOU ARE PRINTING THE PAGE AT FULL SIZE AND REPRINT BEFORE CONTINUING.

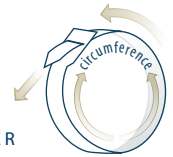
### METHOD A - MEASURE FINGER WITH PAPER SIZER

1. Carefully cut along the outline of the sizer. Make a small slit in the left end of the sizer.
2. Wrap the sizer around the intended finger with the numbers facing out.
3. Slide the pointed end of the sizer through the slit.
4. Move the sizer to the largest part of the finger, this may be the knuckle.
5. **Pull tightly. The sizer must fit snugly to produce an accurate size.**
6. The number that lines up at the slit represents the ring size for that finger.



#### NOTES FOR ACCURATE MEASURING

- Avoid measuring cold fingers as this is when fingers are at their smallest.
- Measure your finger when it is at its largest, at the end of the day.

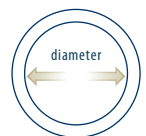


#### RING SIZE to MILLIMETER (circumference)

Size 3	44.0 mm	Size 8.5	58.4 mm
Size 3.5	45.2 mm	Size 9	59.7 mm
Size 4	46.5 mm	Size 9.5	60.9 mm
Size 4.5	47.8 mm	Size 10	62.2 mm
Size 5	49.0 mm	Size 10.5	63.5 mm
Size 5.5	50.3 mm	Size 11	64.7 mm
Size 6	51.7 mm	Size 11.5	66.0 mm
Size 6.5	53.1 mm	Size 12	67.2 mm
Size 7	54.3 mm	Size 12.5	68.5 mm
Size 7.5	55.6 mm	Size 13	69.7 mm
Size 8	57.2 mm	Size 13.5	71.0 mm

### METHOD B - MEASURE CURRENT RING

1. Select a ring that properly fits the intended finger. The "ring finger" is located between the little finger and middle finger. Engagement and wedding rings are traditionally worn on the ring finger on the left hand in the United States.
2. Place the ring over the circles below, matching the inside edge of the ring to the circle nearest in size. This measurement refers to the *diameter* of the ring.
3. If the ring falls between two sizes, order the larger size.



Size 3 14.0 mm	Size 3.5 14.4 mm	Size 4 14.8 mm	Size 4.5 15.2 mm	Size 5 15.6 mm				
Size 5.5 16.0 mm	Size 6 16.45 mm	Size 6.5 16.9 mm	Size 7 17.3 mm	Size 7.5 17.7 mm	Size 8 18.2 mm	Size 8.5 18.6 mm	Size 9 19.0 mm	Size 9.5 19.4 mm
Size 10 19.8 mm	Size 10.5 20.2 mm	Size 11 20.6 mm	Size 11.5 21.0 mm	Size 12 21.4 mm	Size 12.5 21.8 mm	Size 13 22.2 mm	Size 13.5 22.6 mm	